

Student Voting Intention Snapshot

UASU Perks survey, September 2-6, 2021 (n=1555)

Prepared by: Department of Research and Advocacy

Nonpartisanship

The UASU operates under the *Political Policy: Nonpartisan*,¹ which reads as follows:

FACTS:

1. *Undergraduate students at the University of Alberta have diverse political views and ideologies.*
2. *The Students' Union represents all undergraduate students at the University of Alberta.*
3. *The Students' Union would not be representing the perspectives of all students by endorsing political parties or candidates.*
4. *Student associations are legislated corporations under the Post-Secondary Learning Act (2003) of the Government of Alberta.*

RESOLUTIONS:

1. *The Students' Union is a nonpartisan organization.*
2. *The Students' Union will not support or oppose candidates for public office, nor does it take a stand for or against a political party.*
3. *The Students' Union will advocate to parties and candidates primarily on Students' Council's political policies.*
4. *The Students' Union will engage in efforts to educate members on policies, platforms, and political statements made by parties and candidates that may affect the student experience.*
5. *The Students' Union will engage its members to be active in the political discourse within our municipalities, our province, and our country.*
6. *The Students' Union will engage in efforts to inform members about opportunities to vote and provide access to polling in all levels of Canadian democracy due to a belief that the participation of informed citizens is of utmost importance in our society.*

> As a matter of policy, the UASU is nonpartisan.

> This survey supports the UASU's efforts to promote democratic participation, such as our current Get Out The Vote (GOTV) campaign.

This survey is intended to support Resolutions 5 and 6.

¹ Found at uasu.ca/legislation/wiki/Political_Policy:Nonpartisan

Sample and Platform

UASU Perks (perks.uasu.ca) is a gamification platform. UAlberta students earn points for activities like checking in at events, participating in a donor-backed vaccination promotion contest, or taking small surveys. Students can redeem points for real-world goods (e.g. branded socks or mugs).

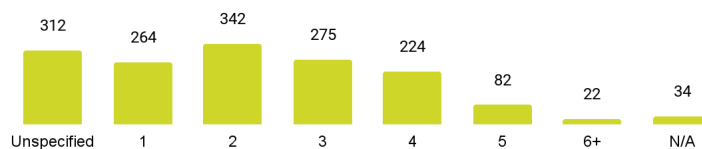
This survey (September 2-6, 2021) received 1819 unique responses, of whom 1555 identified as eligible to vote in Canada. Most were undergraduates; around 5% identified as graduate students or recent graduates. On a 5-point Likert scale, 90.8% said they would probably or definitely vote.

> Convenience sample collected through UASU Perks, a gamified student engagement platform.

> Survey of 1555 eligible voters, most of them likely voters.

> Primarily undergraduate students, distributed across faculties and years of study.

Eligible respondents by year of study

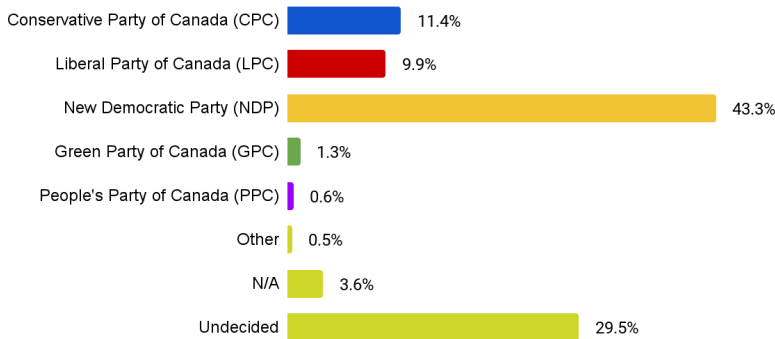


Eligible respondents by faculty:

- *Unspecified faculty: 317*
- *Agricultural Life & Environmental Sciences: 91*
- *Alberta School of Business: 65*
- *Arts: 208*
- *Augustana: 33*
- *Campus Saint-Jean: 37*
- *Education: 101*
- *Engineering: 179*
- *Graduate Studies: 34*
- *Kinesiology, Sport, and Recreation: 56*
- *Law: 23*
- *Medicine & Dentistry: 30*
- *Native Studies: 6*
- *Nursing: 39*
- *Open Studies: 8*
- *Other: 34*
- *Pharmacy and Pharmaceutical Sciences: 18*
- *Science: 251*

Voting Intention by Party

"What federal party would you be most likely to support?"



> NDP: 43% support, higher in Arts and Education.

> Conservative: 11% support, higher in Engineering and Augustana.

> Liberal: 10% support, higher in Science and Nursing.

> Undecided: 30%, higher in Law, Engineering, and Pharmacy and Pharmaceutical Sciences.

Faculties with high proportions of **Conservative** voters:

- Engineering (16.8%) - *significant to 95% confidence*
- Augustana (18.2%)

Faculties with high proportions of **Liberal** voters:

- Science (15.5%) - *significant to 99% confidence*
- Nursing (15.4%)

Faculties with high proportions of **NDP** voters:

- Arts (53.9%) - *significant to 99% confidence*
- Education (54.5%) - *significant to 95% confidence*

Faculties with high proportions of **Green** voters:

- Pharmacy and Pharmaceutical Sciences (5.6%)
- Medicine and Dentistry (3.3%)

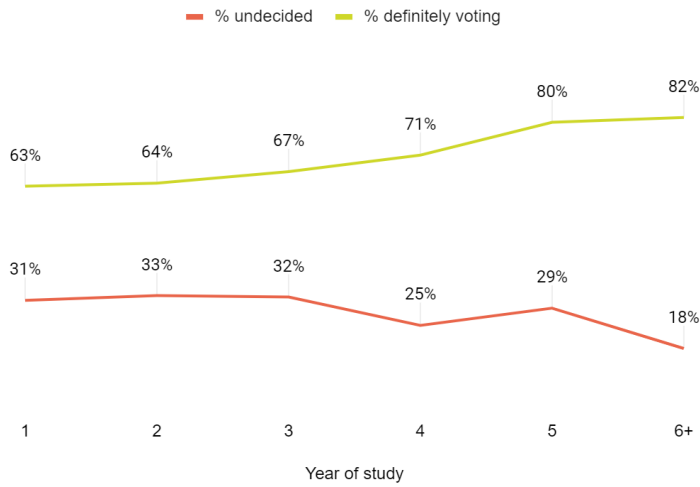
Faculties with high proportions of **PPC** voters:

- Nursing (2.6%)
- Alberta School of Business (1.5%)

Faculties with high proportions of **undecided** voters:

- Law (47.8%) - *significant to 95% confidence*
- Engineering (36.3%) - *significant to 95% confidence*
- Pharmacy and Pharmaceutical Sciences (44.4%)

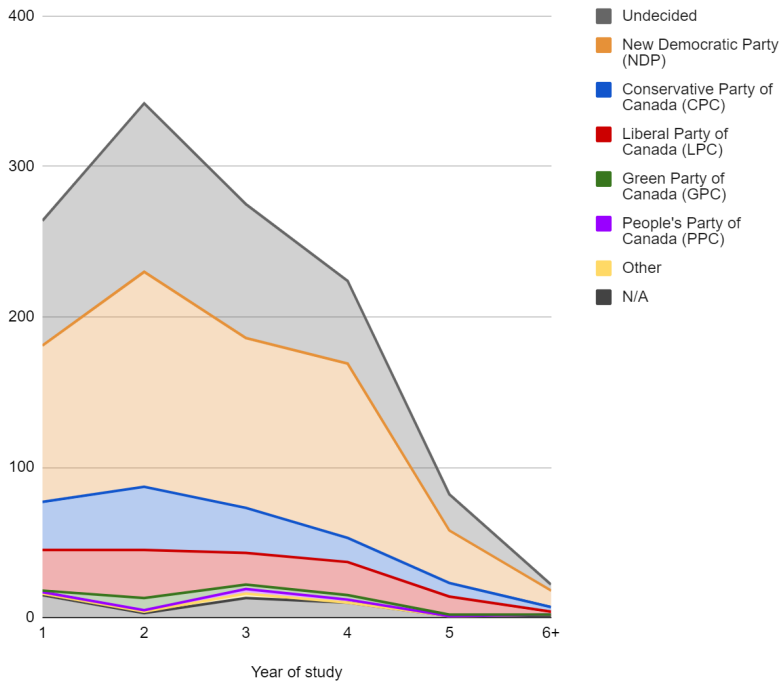
Voting Intention by Year of Study



> Upper-year students are more likely to vote, and less likely to be undecided about which party to support.

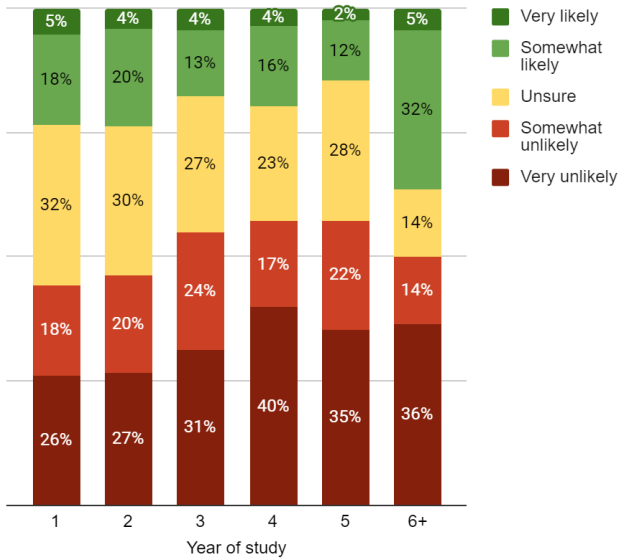
> NDP, LPC, and CPC support are stable by year of study.

In our sample, major party support is essentially stable by year of study. (For example, CPC support hovers around 11-13% for both early-year and late-year students.)



Interest in Election Events

"The UASU will be running an election watch party on September 20th. Would you be likely to attend something like this, either online or in person?"



> Roughly 1 in 5 students feel likely to attend election events, either in person or online.

> Roughly 1 in 3 students are unsure whether they would attend election events.

> Early-year students are generally more likely to be interested in attending election events.

"The UASU will be hosting a hybrid in-person/online panel of Edmonton-Strathcona candidates. We'll send out more information soon. Would you be likely to attend something like this, either online or in person?"

