

# Student Volunteering Motivation

March 5, 2025

*Prepared for UASU Executive Committee by  
Cameron McCubbing, Department of Research  
and Advocacy*



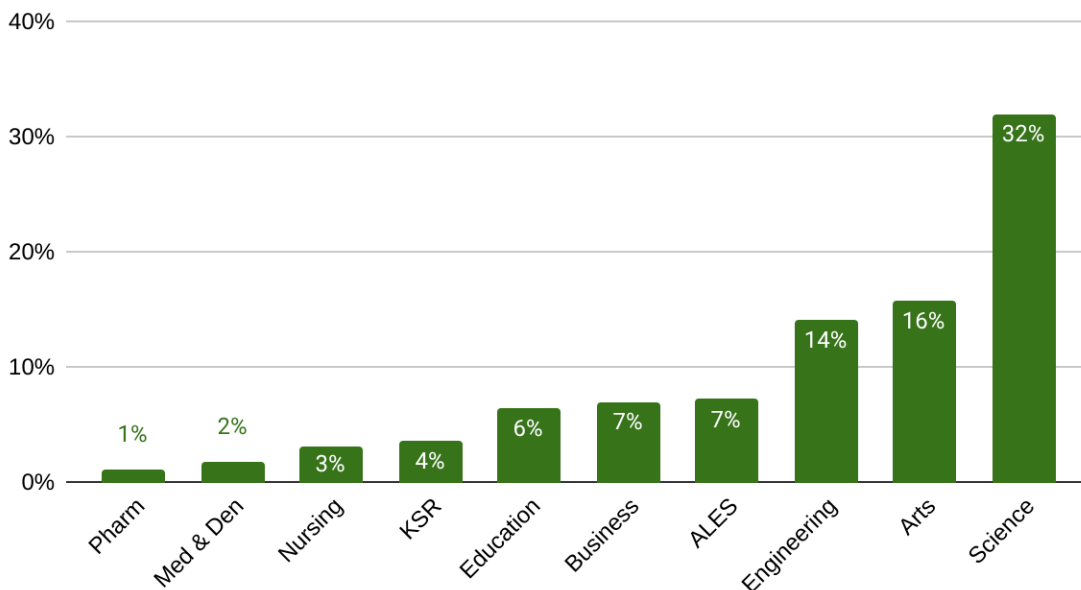
## Briefing

Volunteering is an integral part of campus life and UASU operations. Many students volunteer for their resumes, to give back to their community, or for general interests and hobbies. The survey at hand aimed to gain an understanding of student volunteering motivations regarding campus life as well as UASU and provincial elections. 993 individuals responded to the survey, which was available on Perks from February 25th to March 4th.

## Data summaries

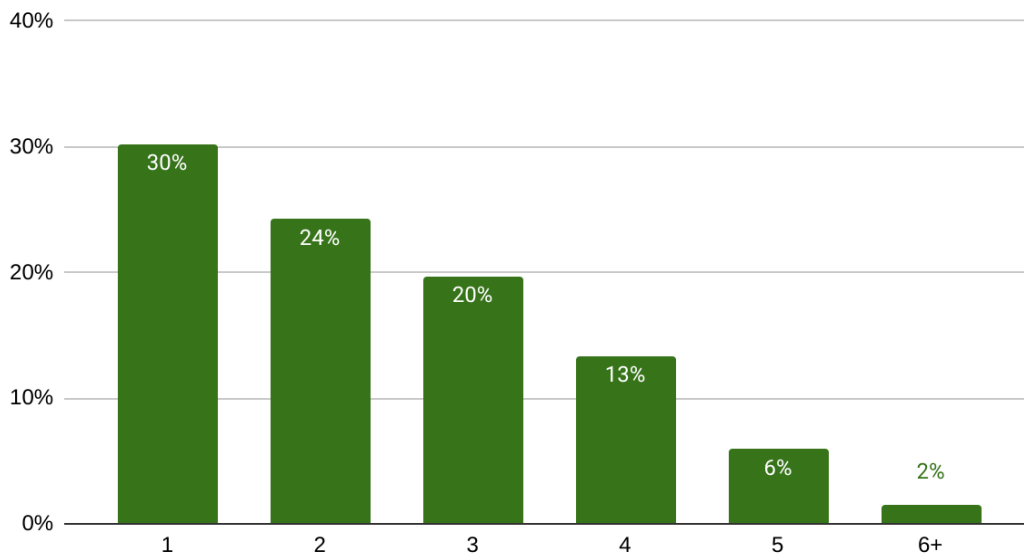
32% of respondents are enrolled in the Faculty of Science, 16% in the Faculty of Arts and 14% in the Faculty of Engineering.

### Respondent Faculty



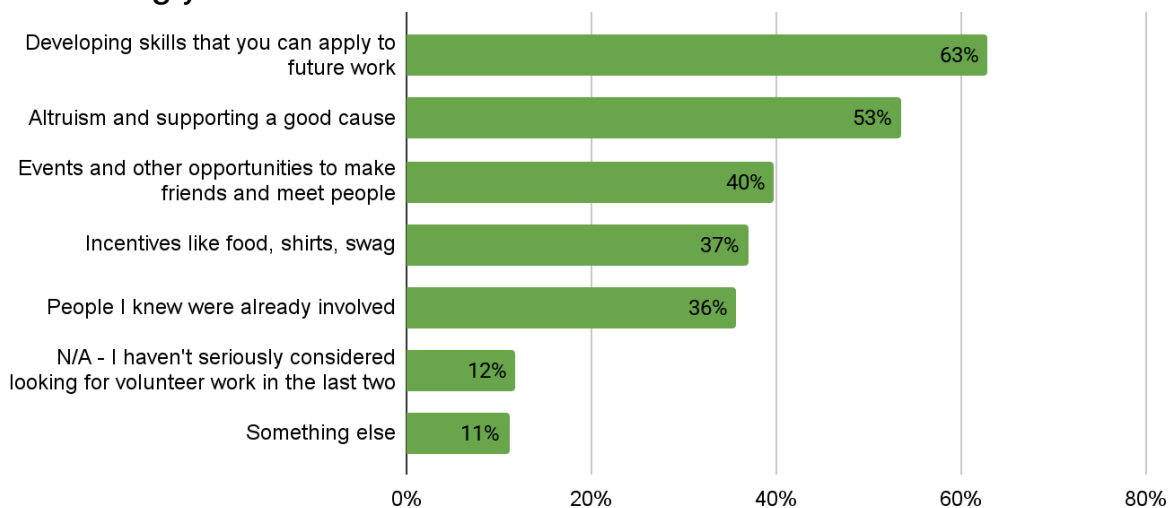
Most respondents (30%) are enrolled in their first year of study. 24% are in their second year, and 20% in their third year.

### Respondent Year of Study



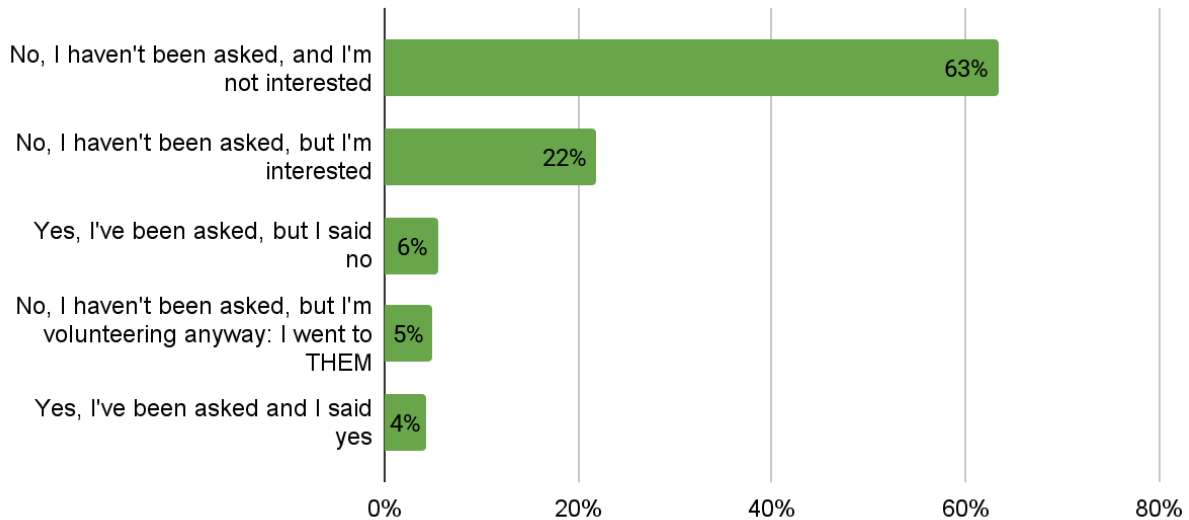
Most respondents (63%) reported that they have been interested in volunteer work with the purpose of developing skills for future work. 53% are motivated by altruism and supporting a good cause, while 40% want to help with events and meet new people.

### Thinking about volunteer work you've done or seriously considered doing within the last two years, did any of these factors play a significant role in motivating you?



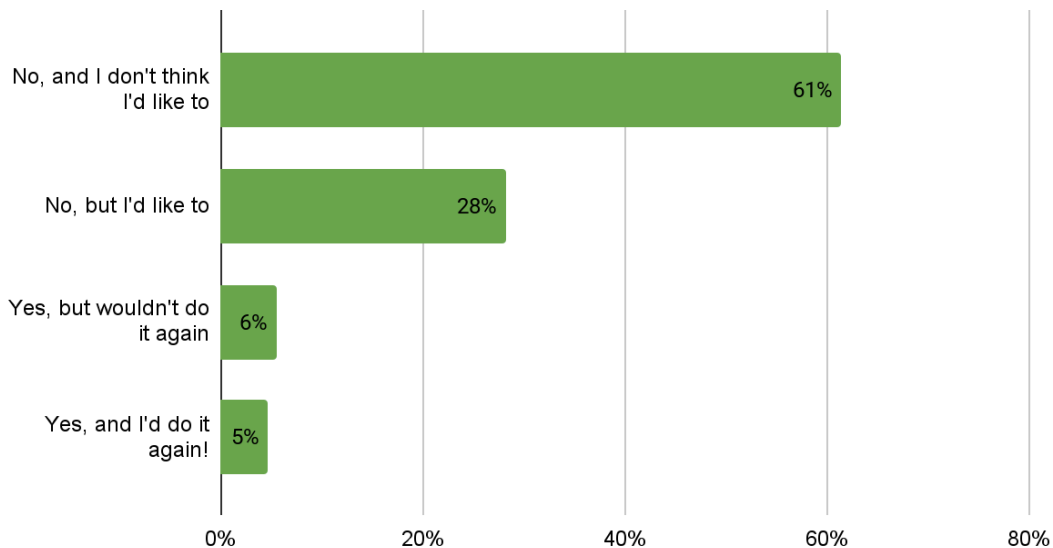
63% of respondents have not been asked to participate in an election campaign and are not interested in volunteering. 22% have also not been asked to participate, though are interested in working with a campaign. Only 4% of respondents have been asked to volunteer with a campaign and said yes.

### Have you been asked to volunteer for one of the TWO DOZEN election campaigns?



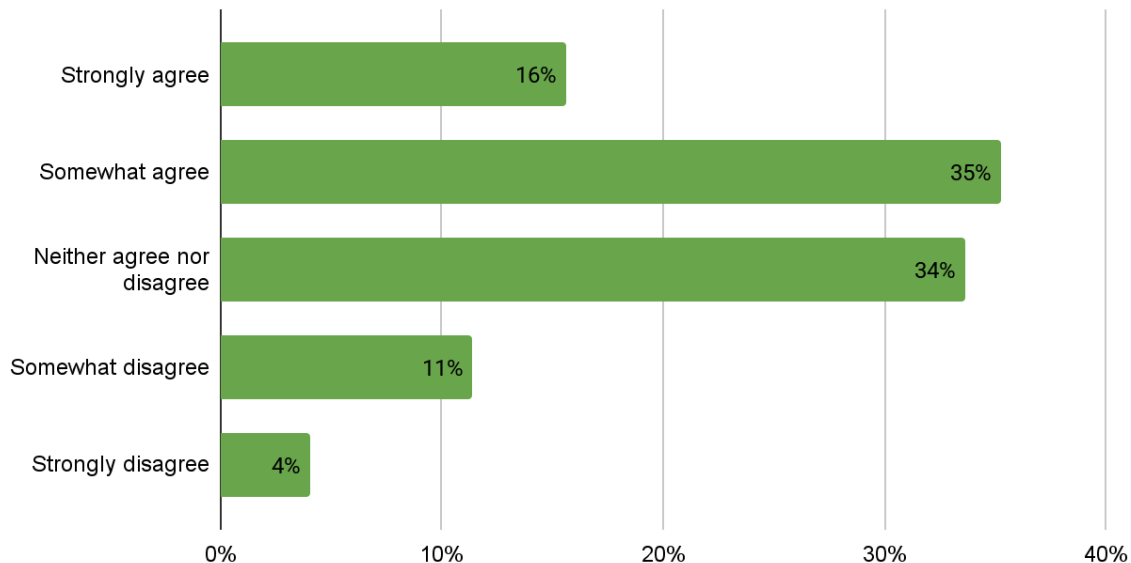
61% of respondents indicated that they have never been a GOTV volunteer and are not interested in the role. 28% stated that they have not been involved, though would like to be, and 6% stated that they have been a GOTV volunteer before but would not do it again.

### Have you been a nonpartisan GOTV volunteer before?



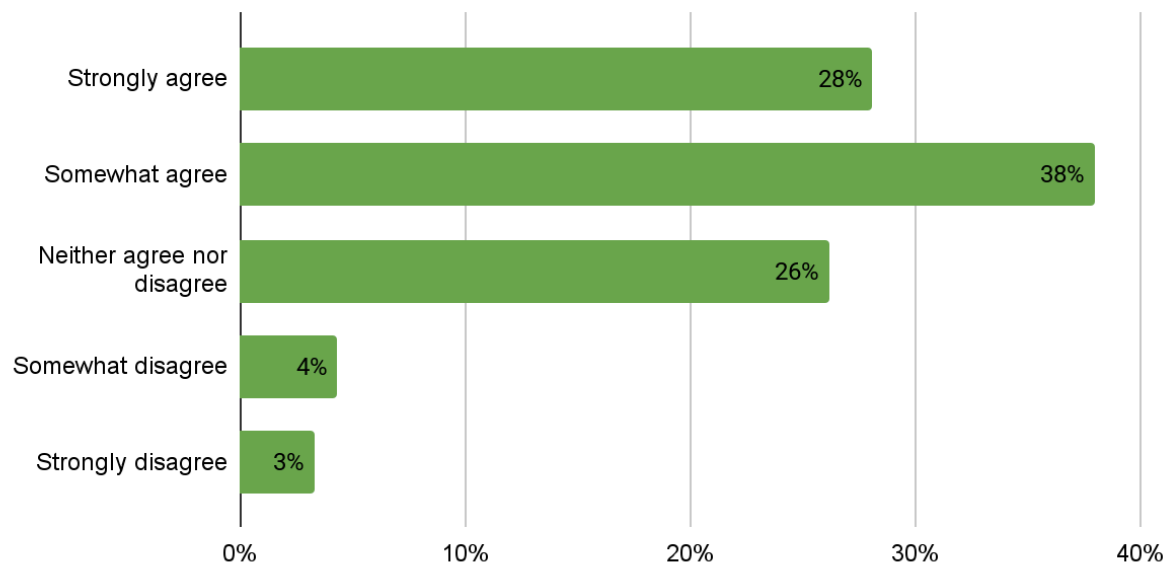
35% of respondents somewhat agree that the campus community has meaningful opportunities to do volunteer work. 34% of respondents were indifferent, while 16% strongly agreed and 4% strongly disagreed.

**Agree or disagree? I feel like the campus community has opportunities to do meaningful volunteer work on the issues that matter most to me.**



38% of respondents somewhat agree that they would volunteer if there were meaningful opportunities for them. 28% strongly agree, while only 7% disagree.

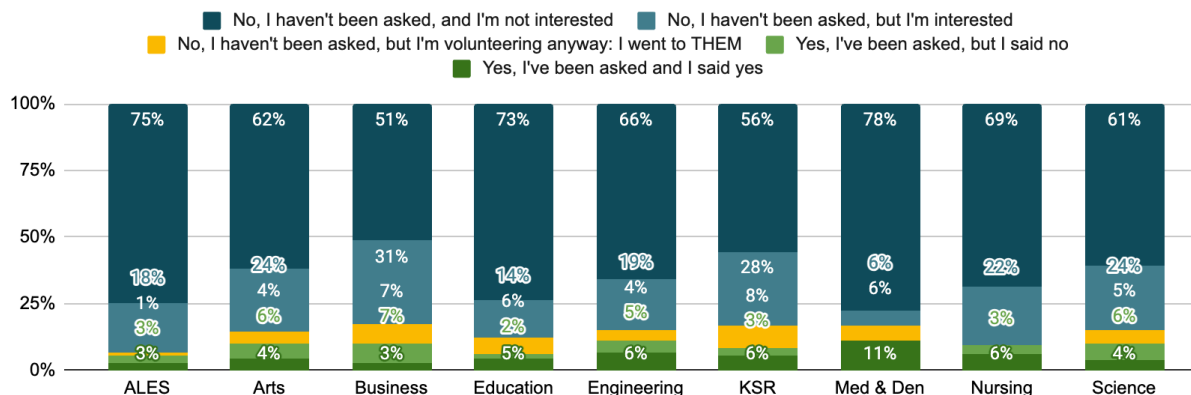
**Agree or disagree? I would volunteer if there were meaningful opportunities to do work on the issues that matter most to me.**



## Demographic Comparisons

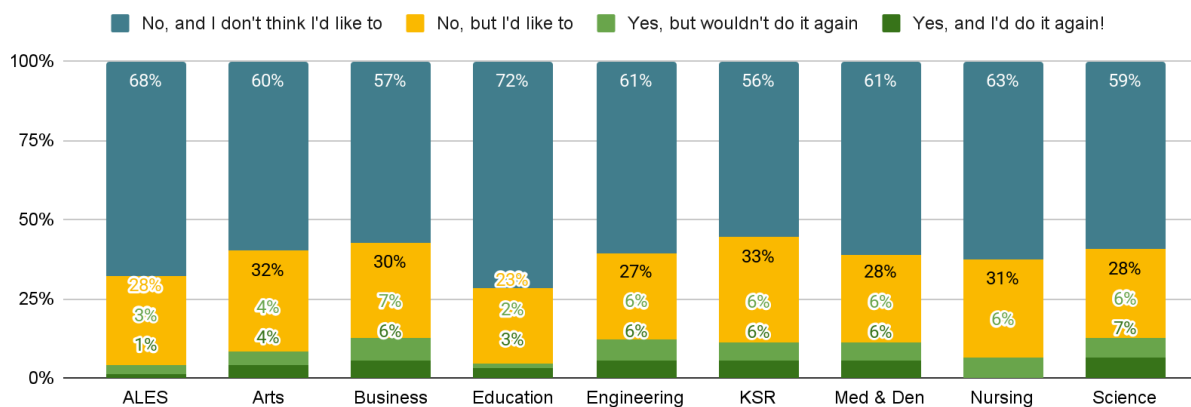
The majority of respondents, regardless of faculty, have not been asked to volunteer in an election campaign and are not interested in getting involved. Between 6% and 24% of respondents across the represented faculties have not been asked to volunteer but are interested in it. In total less than 11% of students in each faculty have been asked to volunteer and said yes.

### Have you been asked to volunteer for one of the TWO DOZEN election campaigns?



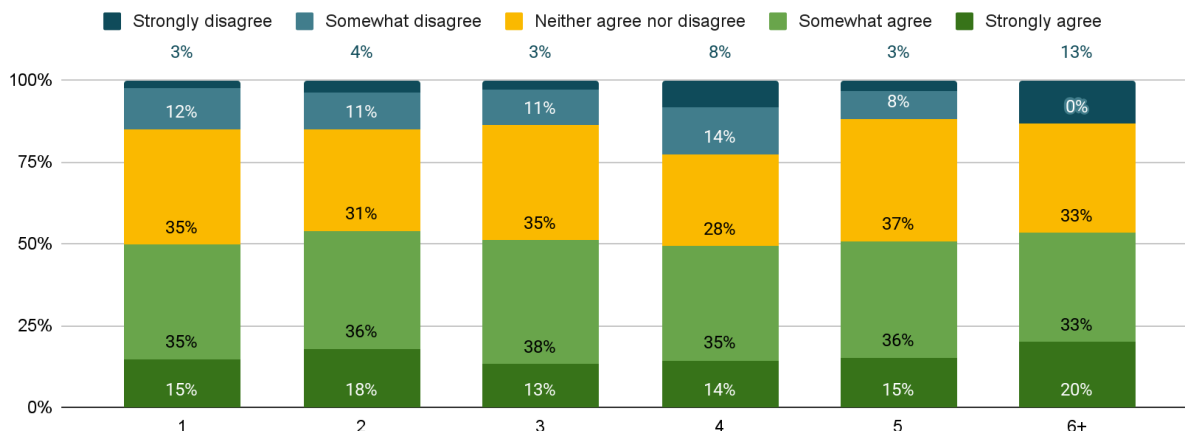
More than 50% of students in each faculty have not been a GOTV volunteer before and are not interested in it. 33% of KSR students, 32% of Arts students and 31% of Nursing students respondents have never been but are interested in become a GOTV volunteer.

### Have you been a nonpartisan GOTV volunteer before?



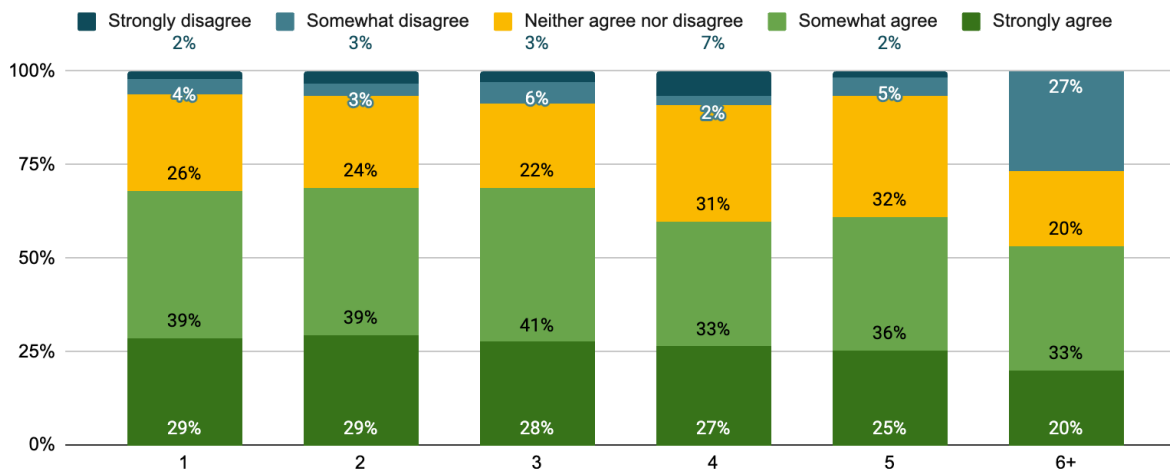
Student opinions regarding the meaningfulness of volunteer work on campus remains fairly steady across years of study, with fourth-year students as the most likely to disagree that there are meaningful opportunities.

**Agree or disagree? I feel like the campus community has opportunities to do meaningful volunteer work on the issues that matter most to me.**



More than 50% of students in all years of study report that if there were meaningful opportunities to volunteer on campus, they would. Few students, spare those in 6th year, state that they would not volunteer if meaningful opportunities were available.

**Agree or disagree? I would volunteer if there were meaningful opportunities to do work on the issues that matter most to me.**



## Text Responses

In addition to our survey questions, we asked students to share a story about the last good thing they saw someone do for their community without any clear benefit to themselves.

"Supporting by providing lunch to kids with struggling families."

"I can't remember, but the period initiative/petition was pretty cool. We should make menstrual products free / more accessible everywhere."

"Most of us walk around with anxiousness and worries, but a simple smile, compliment or a gesture from a stranger can help lift our moods."

"No gifts but food for the food bank for their birthday instead."

"One of the best things I've seen recently is volunteers at community tax clinics helping low-income individuals file their taxes for free. It's a time-consuming and sometimes frustrating process, but these volunteers show up, stay patient, and do it purely to help others. Many of them are students or professionals who could be using that time for themselves, but instead, they make sure people who might not otherwise get the support they need are taken care of. It's a simple yet impactful way to give back."

"I saw a post about a kid who sold his Pokémon cards to pay for his puppy's parvovirus treatment. He donated the remaining money to other people who needed vet treatment."

"taking time to sit down with those affected and see them as people more than "the struggling"

"Replanting flowers that had been pulled out."

"Buying an elderly man's groceries as he couldn't afford them and began putting essential foods back."

"My neighbour cleared out the snow/ice from the sidewalk for a good chunk of the neighbourhood."