

Overview and Key Findings

Using the UASU Perks platform, we surveyed 559 self-selected University of Alberta undergraduate students.

47% of respondents said most of their friends are unsure about staying in Alberta after graduation. Another 18% said most of their friends are already considering leaving Alberta after graduation.

When they started university, 24% imagined themselves probably or definitely moving outside Alberta after graduation. That number has increased to 33% on average, and rises farther when looking at specific demographics:

- 38% of students who identified their background as low-income.
- 40% of students who said the cost of education was a factor in choosing to study in Alberta.
- 51% of students who skip meals at least once a week due to the cost of food.
- 52% of students who said most of their friends are already considering leaving Alberta after graduation.
- 54% of gender-minority students (those who identified as transgender and/or gender non-binary or other gender identities).

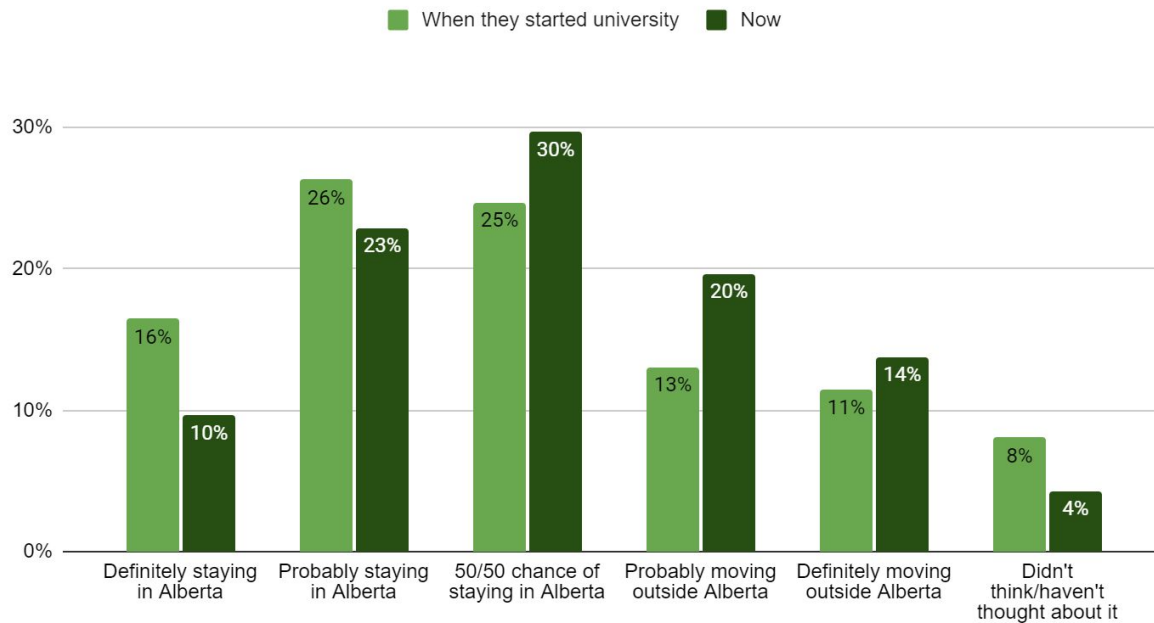
Another 30% of our respondents were on the fence (50/50) about staying in Alberta after graduation.

14% of respondents said they skip meals at least once a week due to the cost of food. Some groups were much more likely to face this kind of food insecurity:

- 21% of respondents who said the cost of education was a factor in choosing Alberta.
- 36% of students from low-income backgrounds.
- 32% of international students.
- 38% of gender minority students.

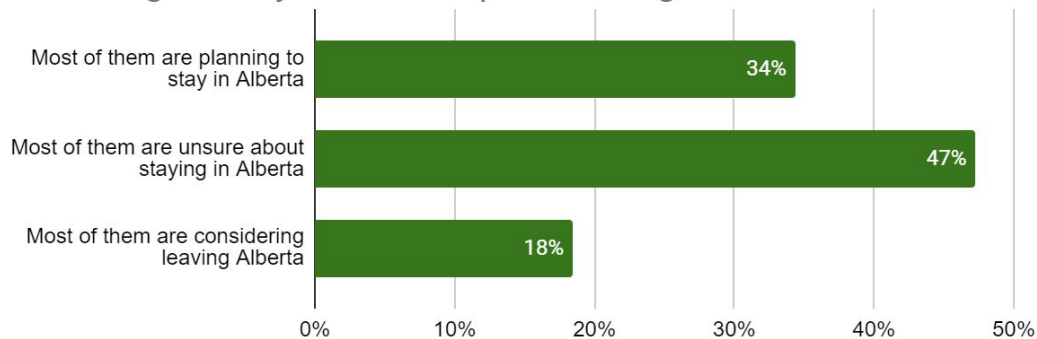
Intentions to Stay or Remain

"Where [did/do] you imagine yourself moving/working after graduation?"



We note a dramatic decrease in students who probably or definitely intend to stay in Alberta after graduation (33%, down from 42% when they started university). Two-thirds of respondents now intend to leave Alberta or are on the fence (down from just under half). One-fifth of respondents said that *most* of their friends are considering leaving Alberta after graduation.

"Thinking about your friends' plans after graduation..."

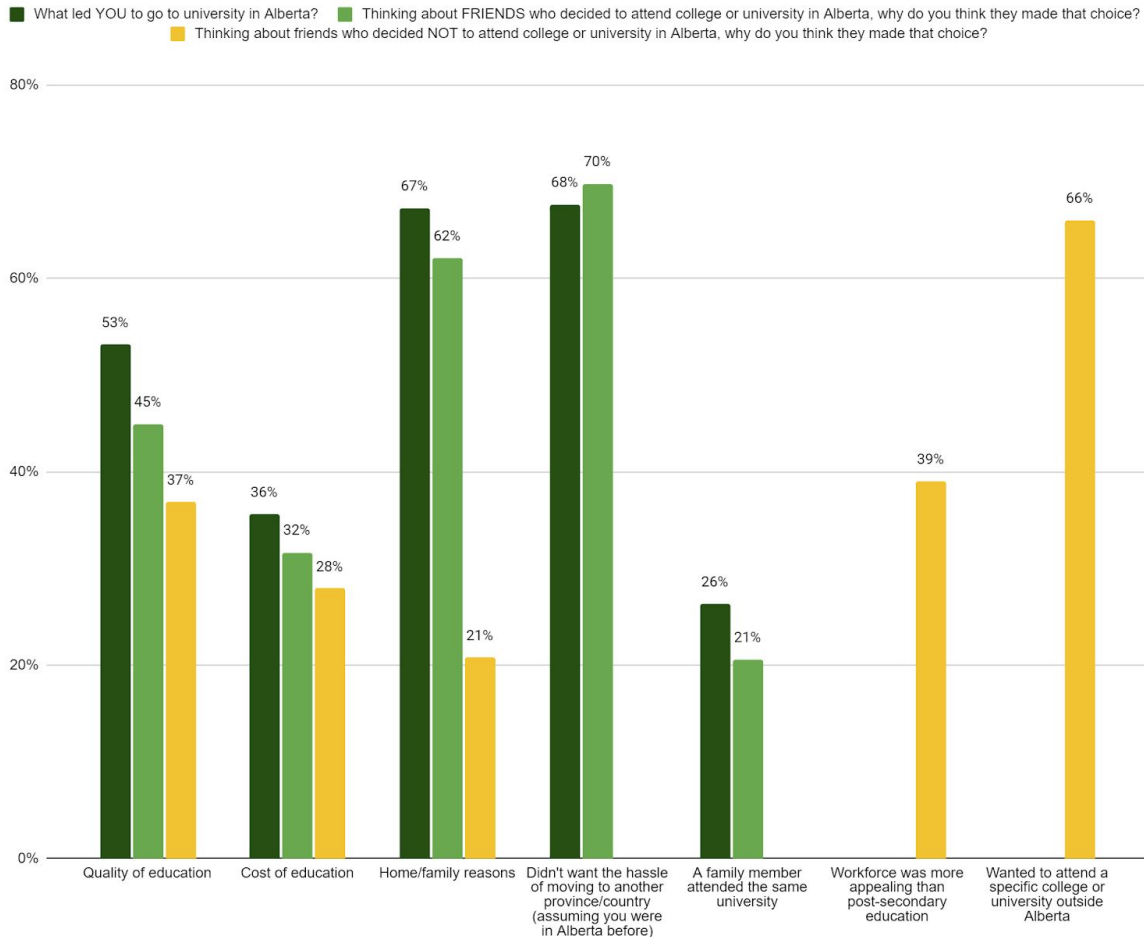


If most of a respondent's friends are seriously considering leaving Alberta, the respondent has a 52% chance of saying that they will probably or definitely leave, compared to 34% of the sample. This variation is statistically significant to 99% confidence.

Reasons for Choosing Alberta

We asked three interrelated questions about the reasons that respondents and their friends chose (or did not choose) to study in Alberta in the first place.

Note: Question format was 'choose all that apply'

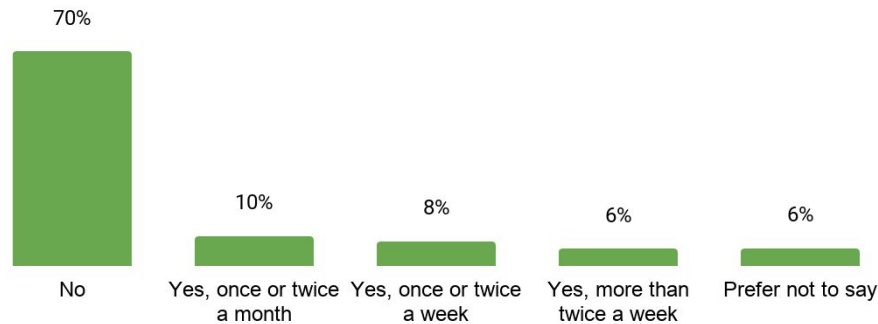


We note that one-third of respondents selected 'cost of education,' and half selected 'quality of education.' Tuition increases and colossal cuts to post-secondary education will decrease Alberta's competitiveness for its own prospective students and recent graduates. (Note also the two-thirds of respondents who said that their friends opted to attend a specific institution outside Alberta.)

Looking specifically at those who selected 'cost of education,' 40% (compared to 34% of the full sample) said they were probably or definitely going to leave Alberta. This result is statistically significant to 95% confidence.

Food Insecurity

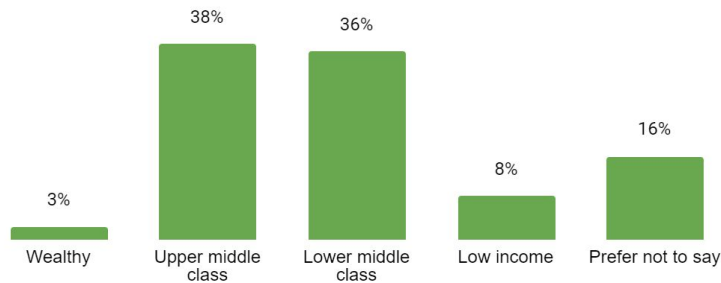
"Do you skip meals due to the cost of food?"



Among students who opted to answer, 15% skip meals at least once a week due to the cost of food. 51% of these respondents (compared to 34% of the sample) say they will probably or definitely leave Alberta. This variation is statistically significant to 99% confidence.

Demographics

"What's your family's background?"



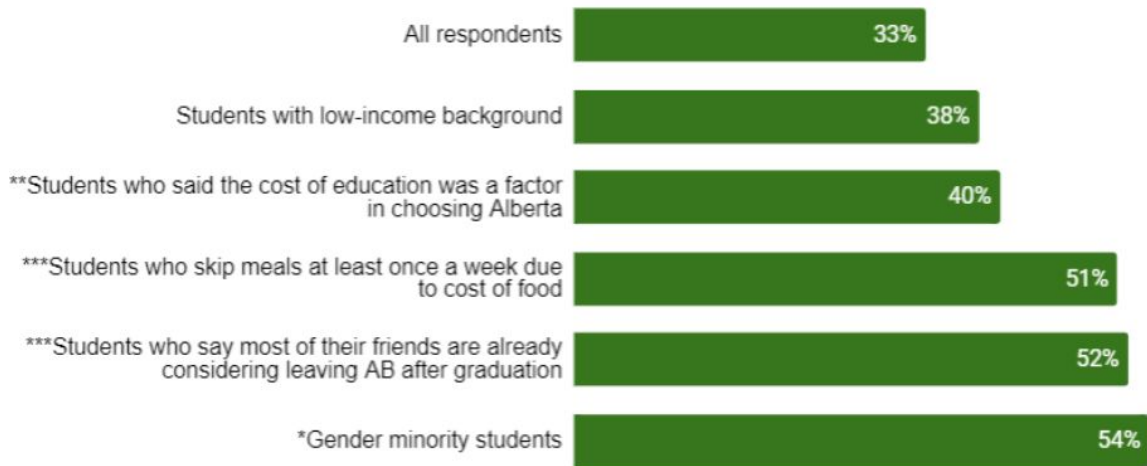
Among students who self-identified as being from a low-income family background, 38% (compared to 34% of the sample) said they would probably or definitely leave Alberta.

46% of our respondents self-identified as part of a visible minority. Their intention to leave the province was comparable (31%) to the rest of the sample.

13 respondents self-identified as transgender and/or gender non-binary or other gender identities. 54% of these gender-minority students probably or definitely intend to leave Alberta. This result is statistically significant to 90% confidence.

Probably or definitely leaving Alberta after graduation

UASU student survey, February 2021, n=559



* = statistically significant to 90% confidence | ** = 95% | *** = 99%

We also note that some demographics were much more likely to skip meals at least weekly due to the cost of food, compared to 14% of the sample:

- 21% of respondents who said the cost of education was a factor in choosing Alberta.
- 36% of students from low-income backgrounds.
- 32% of international students.
- 38% of gender minority students.